



## How To Use Pinterest To Get Inspiration For Your Home

The Huffington Post UK | By Georgia James

Posted: 10/11/2014 10:26 GMT | Updated: 5 hours ago

2 
 1 
 6 
 0 
 0 
 0

Like 
 Share 
 Tweet 
 Pin it 
 Email 
 Comment

Remember when finding [inspiration for your home](#) involved splurging on stacks of glossy interiors magazines and hours of cutting and sticking?

The internet swiftly changed all that, offering us a world of [inspirational images](#) at our fingertips – and a Bookmark tool for organising them. But where mood boards and scrapbooks cultivated creativity and inspired the imagination, toolbars and desktop folders only seemed to stifle it.

Then along came [Pinterest](#).



A dream for interior design lovers, the social bookmarking site makes it easy to create relevant mood boards from the myriad images available online.

“Pinterest is a fantastic and inspirational tool that allows you to gather a plethora of ideas. Then you can pick your favourite elements in each image, in order to create your own, individual design,” says Rebecca Tucker, interior designer, co-founder of [Suna Interior Design](#), and self-confessed Pinterest devotee.

“One of the wonderful things about Pinterest is that you’re exposed to such a broad selection of images,” says Rebecca.

“If, for example you’re a thorough modernist, it could be fair to say that you’re more likely to visit modern stores and search for modern furniture and accessories.

“Pinterest gives you the option to do this, but it also exposes you to alternative options that could give your designs more depth.”

However, although Rebecca sees Pinterest as “the ideal tool to let your imagination run wild,” she concedes that the sheer scale of the site (30 billion pins and counting, according to [Pinterest figures](#) released in April 2014) can be a little overwhelming.

To make the most of its vast library of images - and target your mood boards to your specific needs. Rebecca recommends the following tips...

ADVERTISEMENT

ADVERTISEMENT

**HOME SENSE**  
Unique finds irresistible prices

Explore the Autumn Collection

ROLL OVER TO ZOOM IN

< Prev Next >

Store Finder

**COME AND FIND US**

Enter your post code to start your treasure hunt!

**GO!**

Go to HomeSense

Become a HomeSense friend & win £250 to spend in-store

**Sign up to HomeSense**

Visit us online  
homesense.com





Maiwolf Photography via Getty Images



Stay Focused

"To avoid being too distracted by all the fabulous designs, make a list of what you want - even if it is just to write down which rooms you're looking to decorate. Then create a board for each room," says Rebecca.

ADVERTISEMENT

HOME SENSE
Become a HomeSense friend & win £250 to spend in-store
Sign up to HomeSense



zakokor via Getty Images

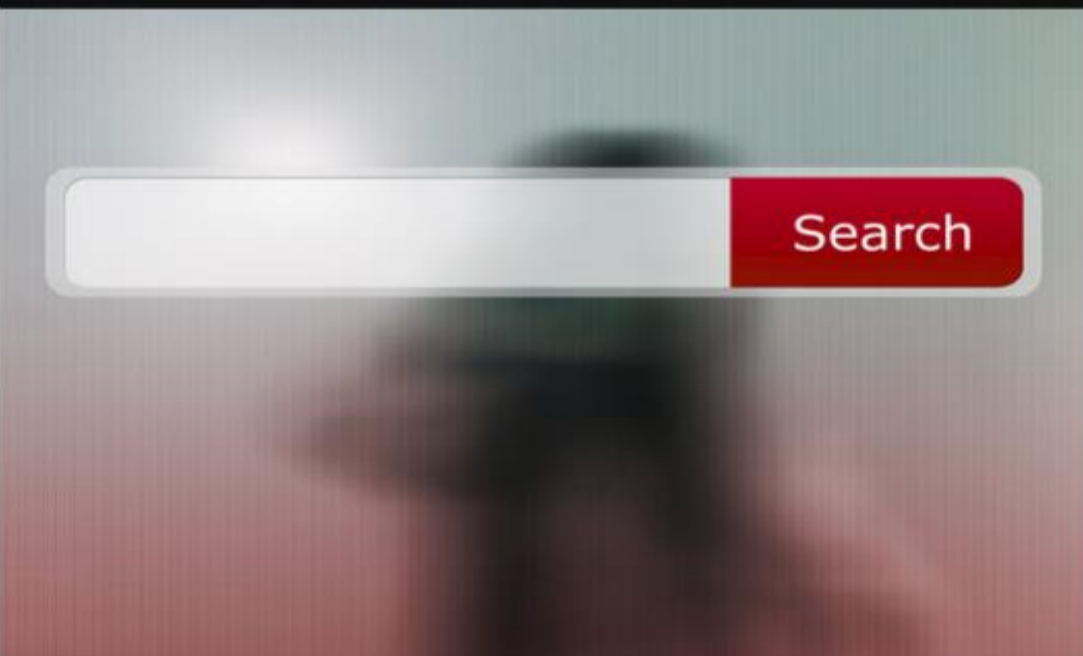


Pint It... Now!

"As soon as you find something you like, pin it to the correct board. Don't think 'I'll come back to that and pin it' because with so many images to sift through it's easy to lose track. Pinning should be instantaneous."

ADVERTISEMENT

HOME SENSE
Become a HomeSense friend & win £250 to spend in-store
Sign up to HomeSense



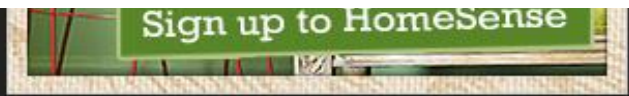
HQ-Images via Getty Images

Search Smart

"When typing in a search, try to be as descriptive and specific as possible about what you're looking for. So, for example if you're looking for turquoise bedroom feature inspirations, type in all the words, then type them in individually, maximising your search options."

ADVERTISEMENT

HOME SENSE
Become a HomeSense friend & win £250 to spend in-store
Sign up to HomeSense



**Pinterest Home Inspiration Tips**

4 of 7 < >



**Create Sub-Categories**

"You could narrow your search down even further by creating boards for accessories for each room, This will help to focus your design ideas."



Betsie Van Der Meer via Getty Images




**Pinterest Home Inspiration Tips**

5 of 7 < >



**Create 'Tear Sheets'**

"Use Pinterest as an online 'tear-sheet' resource by pinning directly from websites, to link you directly to the supplier and eliminate the need to jot down endless details."



Hero Images via Getty Images



**Pinterest Home Inspiration Tips**

6 of 7 < >




**Let Pinterest Feed You Ideas**

"Don't just limit yourself to preconceived ideas. Let Pinterest give you ideas for colours palettes, room layout and furniture style and design."



JGI/Jamie Grill via Getty Images



Next



[www.huffingtonpost.co.uk/2014/11/10/pinterest-inspiration-home-tips-interior-designer\\_n\\_6101090.html?ncid=tweetInkushpimg00000067](http://www.huffingtonpost.co.uk/2014/11/10/pinterest-inspiration-home-tips-interior-designer_n_6101090.html?ncid=tweetInkushpimg00000067)



HuffPost UK Lifestyle

11 mins · 🌐

\*Takes notes\*



### How Pinterest Can Help You Transform Your Home (From An Award-Winning Interior Designer)

Remember when finding inspiration for your home involved splurging on stacks of glossy interiors magazines and hours of cutting and sticking? The internet swiftly...

[HUFFINGTONPOST.CO.UK](http://HUFFINGTONPOST.CO.UK)

Like · Comment · Share